

DE-16-001900/00 pos. 1

Worm Gearmotor - catalogue A04

- Motor catalogue TX11 (Frequency 50 Hz)

Application given data

N.A.

Designation: MR IV 40 UO3A - 71B 4 ... B5 / 22,1 B3 i=63,4
Mounting position B3, $n_1 = 1400$ [min⁻¹], without motor (14 x 30 - 160)

Standard product : Yes

Accessories and special designs

Reducer/Gearmotor specifications

Transmission ratio i		2,54 x 25
Output speed n_2	[min ⁻¹]	22,1
Input speed n_1	[min ⁻¹]	1400
Input power P_1	[kW]	N.A.
Output torque M_2	[N m]	N.A.
Service factor f_s		N.A.
Efficiency		0,71
Mass of gear reducer (without motor)	[kg]	7
Provisional lubricant quantity	[l]	0,3
ISO viscosity grade	[cSt]	320

Top view with M.P. B3



Nominal Data

Nominal input power P_{N1}	[kW]	0,30
Nominal output power P_{N2}	[kW]	0,21
Nominal output torque M_{N2}	[N m]	90
Maximum output torque M_{2max}	[N m]	152

Verifications

Safety factor on M_{2peak}	N.A.
Thermal power verification	N.A.
External loads verification	N.A.

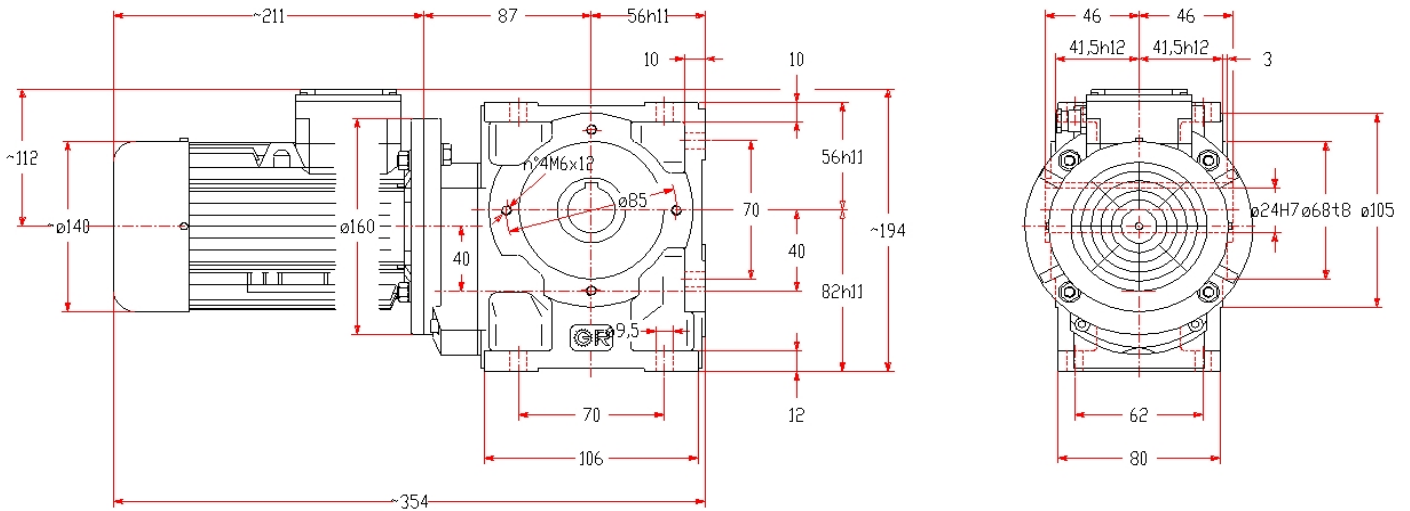
N.A.: Not Applied

The results of calculations in this document have no validity in terms of warranty. Computing: a) are theoretical, b) are based on the assumptions for optimal working conditions specified on Rossi catalogues, c) they rely on the truthfulness of given input data for which the customer is the only responsible, d) any omitted data or not taken into account by the customer voids the entire report. All contents, and information in this document are sole property of Rossi S.p.A. It cannot be disclosed for purposes other than the scope for which it has been generated under the agreement between the Customer and an authorized Rossi representative. It cannot be reproduced (in whole or in part) without explicit written permission by Rossi S.p.A. legal representative, and in this case the intellectual property of the document remains solely of Rossi S.p.A.

DE-16-001900/00 pos. 1

Worm Gearmotor - catalogue A04

Main Dimensions [mm] (only for standard gearbox, in case of non-standard design see the drawing on the next page)



- a) The effective dimensions of electric motor may not match with the ones stated, in case of accessories etc.: consult us in case of trouble regarding the overall dimensions;
- b) The position of motor terminal box shown in the dimensional drawing is the standard one and may not match with the really required position;
- c) In case of brake motor the dimensional drawing always shows the release lever which is supplied only on request;
- d) When offering a gearmotor without motor, motor dimensions stated in the drawing must be updated by the Customer according to the really applied motor;

Informations and warnings:

Worm gear pair Z2/Z1 = 25/1; Axial module = 2,4; Helix angle = 6°52';

Static efficiency = 0,48; Uncertain static reversibility; Dynamic reversibility, after running-in, with efficiency > 0,6.

Fastening nuts: M8 UNI 5588. With screw UNI 5737, see pag. 81 Cat. A04 rev.11-06/2

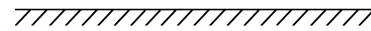
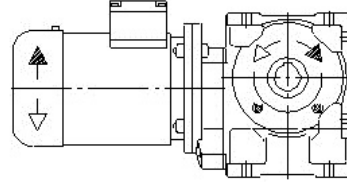
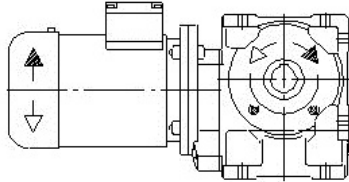
The results of calculations in this document have no validity in terms of warranty. Computing: a) are theoretical, b) are based on the assumptions for optimal working conditions specified on Rossi catalogues, c) they rely on the truthfulness of given input data for which the customer is the only responsible, d) any omitted data or not taken into account by the customer voids the entire report. All contents, and information in this document are sole property of Rossi S.p.A. It cannot be disclosed for purposes other than the scope for which it has been generated under the agreement between the Customer and an authorized Rossi representative. It cannot be reproduced (in whole or in part) without explicit written permission by Rossi S.p.A. legal representative, and in this case the intellectual property of the document remains solely of Rossi S.p.A.

DE-16-001900/00 pos. 1

Worm Gearmotor - catalogue A04

Design: UO3A

Mounting position: B3

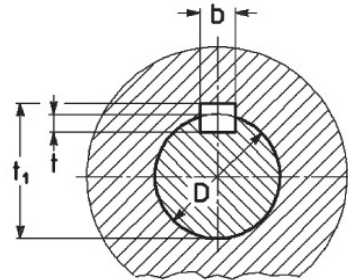





Plugs position

Standard hollow low speed shaft

Senza tappo di livello
Fornito completo di olio

Without oil level plug
Supplied filled with oil



-  = filler plug (in view/not in view)
-  = level plug (in view/not in view)
-  = filler plug (in view/not in view)

D	b x h x l	b	t	t ₁
ø24 H7	8 x 7 x 63	8	4	27,3