

V38, K5.6



Adjustable Concealed Standard Spray Pendent Standard and Quick Response

V3801 STANDARD RESPONSE
V3802 QUICK RESPONSE

This concealed, designer style sprinkler allows up to 1/2"/13mm adjustment to accommodate concealment needs. The "standard" design provides a consistent hemispherical spray pattern. The separate two-piece mounting cup/cover plate allows easy installation and testing prior to ceiling installation. It also permits removal of suspended ceiling panels without system shut-down. The design incorporates state-of-the-art, heat responsive, frangible glass bulb design (standard or quick response) for prompt, precise operation.

This sprinkler is available in various temperature ratings (see chart on page 2) and finishes to meet many design requirements.



V3801 AND V3802

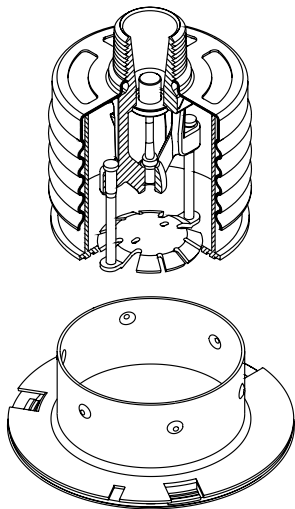
SPRINKLER OPERATION:

The operating mechanism is a frangible glass bulb which contains a heat responsive liquid. During a fire, the ambient temperature rises causing the liquid in the bulb to expand. When the ambient temperature reaches the rated temperature of the sprinkler, the bulb shatters. As a result, the waterway is cleared of all sealing parts and water is discharged towards the deflector. The deflector is designed to distribute the water in a pattern that is most effective in controlling the fire.

COVERAGE:

For coverage area and sprinkler placement, refer to NFPA 13 standards.

TECHNICAL SPECIFICATIONS:



Exaggerated for clarity

Models: V3801, V3802
Style: Adjustable concealed, ordinary hazard, light hazard
Nominal Orifice Size: 1/2"/13mm
K-Factor: 5.6 Imp./8.1 S.I.^
Nominal Thread Size: 1/2"/15mm
Max. Working Pressure: 175 psi/1200 kPa
Factory Hydrostatic Test: 100% @ 500 psi/3450 kPa
Min. Operating Pressure: 7 psi/48 kPa
Temperature Rating: See chart on page 2.

MATERIAL SPECIFICATIONS

Deflector: Bronze per UNS C22000
Cover Plate: Fusible solder
Bulb: Glass with glycerin solution.
Bulb Nominal Diameter:
 • Standard: 5,0 mm
 • Quick Response: 3,0 mm
Load Screw: Bronze per UNS C65100
Pip Cap: Bronze per UNS C65100
Spring: Stainless steel per UNS S30100
Seal: Teflon* tape
Frame: Die cast brass 65-30
Pins: Stainless steel per UNS S30400
Cup: Cold rolled steel, zinc chrome plated
Cover/Escutcheon: Brass per UNS C26000
Lodgement Spring: Stainless steel per UNS S30200
Protective Cap: Polyethylene

ACCESSORIES

- Installation Wrench:**
- Concealed: V38-4 or V38-5
- Sprinkler Finishes:**
- Plain Brass (only)
- Cover Finishes:**
- Chrome Plated
 - White Painted
 - Flat Black
 - Custom Painted

^ For K-Factor when pressure is measured in Bar, multiply S.I. units by 10.0.
 * Teflon is a registered trademark of Dupont Co.

| | | |
|------------------|--------------------|----------------------------|
| JOB/OWNER | CONTRACTOR | ENGINEER |
| System No. _____ | Submitted By _____ | Spec Sect _____ Para _____ |
| Location _____ | Date _____ | Approved _____ |
| | | Date _____ |

V38, K5.6

Adjustable Concealed Standard Spray Pendent Standard and Quick Response

V3801 STANDARD RESPONSE

V3802 QUICK RESPONSE

| APPROVALS/LISTINGS | Model | |
|---|---|---|
| | V3801 | V3802 |
| Orifice Size (inches) | ½" | ½" |
| Orifice Size (mm) | 13 | 13 |
| Nominal K Factor Imperial | 5.6 | 5.6 |
| Nominal K Factor S.I.^ | 8.1 | 8.1 |
| Response | Standard 5mm bulb | Quick# 3mm bulb |
| Deflector Type | Concealed Pendent | Concealed Pendent |
| Adjustment | | |
| Approved Temperature Ratings F°/C° by Agency‡ | Model | |
| UL | 135°F/57°C 155°F/68°C 175°F/79°C 200°F/93°C | 135°F/57°C 155°F/68°C 175°F/79°C 200°F/93°C |
| ULC | 135°F/57°C 155°F/68°C 175°F/79°C 200°F/93°C | 135°F/57°C 155°F/68°C 175°F/79°C 200°F/93°C |
| FM# | | 155°F/68°C# 175°F/79°C# 200°F/93°C# |
| NYC/MEA # 62-99-E | 135°F/57°C 155°F/68°C 175°F/79°C 200°F/93°C | 135°F/57°C 155°F/68°C 175°F/79°C 200°F/93°C |
| CSFM # 7690-0531:112 | 135°F/57°C 155°F/68°C 175°F/79°C 200°F/93°C | 135°F/57°C 155°F/68°C 175°F/79°C 200°F/93°C |
| LPCB | 155°F/68°C Sprinkler/138°F/59°C Cover 175°F/79°C Sprinkler/165°F/74°C Cover 200°F/93°C Sprinkler/165°F/74°C Cover | 155°F/68°C Sprinkler/138°F/59°C Cover 175°F/79°C Sprinkler/165°F/74°C Cover 200°F/93°C Sprinkler/165°F/74°C Cover |
| VNIIPO | 135°F/57°C 155°F/68°C 175°F/79°C 200°F/93°C 286°F/141°C | 135°F/57°C 155°F/68°C 175°F/79°C 200°F/93°C 286°F/141°C |
| CCCf | ZSTDY 155°F/68°C | NONE |

Recognized by FM as standard response only

‡ Listings and Approvals as of printing. All are approved open, except for areas designated "No".

^ For K Factor when pressure is measured in Bar, multiply S.I. units by 10.0

V38, K5.6

Adjustable Concealed Standard Spray Pendent Standard and Quick Response

V3801 STANDARD RESPONSE
V3802 QUICK RESPONSE

RATINGS

All glass bulbs are rated for temperatures from -67°F/-55°C to those shown in table below.

| Sprinkler | Sprinkler - V3801, V3802 | | | | Cover - V38 | | |
|----------------------------|----------------------------|-------------------------------|-------------------------------------|----------------------------|------------------|-------------------------------|-------------------------------------|
| | Temperature Classification | Victaulic Part Identification | Temperature – °F/°C | | Glass Bulb Color | Victaulic Part Identification | Temperature – °F/°C |
| Nominal Temperature Rating | | | Maximum Ambient Temperature Allowed | Nominal Temperature Rating | | | Maximum Ambient Temperature Allowed |
| Ordinary | A | 135 57 | 100 38 | Orange | A* | 135 Ø 57 | 100 38 |
| Ordinary | C | 155 68 | 100 38 | Red | D ‡ | 165 74 | 150 65 |
| Intermediate | E | 175 79 | 150 65 | Yellow | | | |
| Intermediate | F | 200 93 | 150 65 | Green | | | |

*A For use with Standard or Quick Response Concealed Sprinkler 135°F/57°C or 155°F/68°C.
 ‡ D For use with Standard or Quick Response Concealed Sprinkler 175°F/79°C or 200°F/93°C.
 Custom Finish – Customer to provide paint specification, allow 4 - 6 weeks for samples.
 Ø 138°F/59°C per LPBC

ORDERING INFORMATION

Please specify the following when ordering:

| | |
|------------------------|--|
| Sprinkler Model Number | |
| Style | |
| Temperature Rating | |
| K-Factor | |
| Thread Size | |
| Quantity | |
| Cover Finish | |
| Wrench Model Number | |



WARNING

WARNING

- Proper temperature rated cover must be used with the correct sprinkler rating per the Temperature Chart Ratings.
- The plastic shipping cap must be removed for the sprinkler to operate properly.
- If shipping cap is replaced over an installed sprinkler for purposes of painting or plastering, then the fire protection system shall be considered out of service, the Authority Having Jurisdiction notified, and a firewatch is suggested.

Failure to do so may result in failure of sprinkler to operate causing serious personal injury or property damage.





V38, K5.6

Adjustable Concealed Standard Spray Pendent Standard and Quick Response

V3801 STANDARD RESPONSE

V3802 QUICK RESPONSE



|  WARNING | |
|--|--|
|    | <ul style="list-style-type: none"> • Always read and understand installation, care, and maintenance instructions, supplied with each box of sprinklers, before proceeding with installation of any sprinklers. • Always wear safety glasses and foot protection. • Depressurize and drain the piping system before attempting to install, remove, or adjust any Victaulic piping products. • Installation rules, especially those governing obstruction, must be strictly followed. • Painting, plating, or any re-coating of sprinklers (other than that supplied by Victaulic) is not allowed. <p>Failure to follow these instructions could result in serious personal injury and/or property damage.</p> <p>The owner is responsible for maintaining the fire protection system and devices in proper operating condition. For minimum maintenance and inspection requirements, refer to the current National Fire Protection Association pamphlet that describes care and maintenance of sprinkler systems. In addition, the authority having jurisdiction may have additional maintenance, testing, and inspection requirements that must be followed.</p> <p>If you need additional copies of this publication, or if you have any questions about the safe installation of this product, contact Victaulic World Headquarters: P.O. Box 31, Easton, Pennsylvania 18044-0031 USA, Telephone: 001-610-559-3300.</p> |

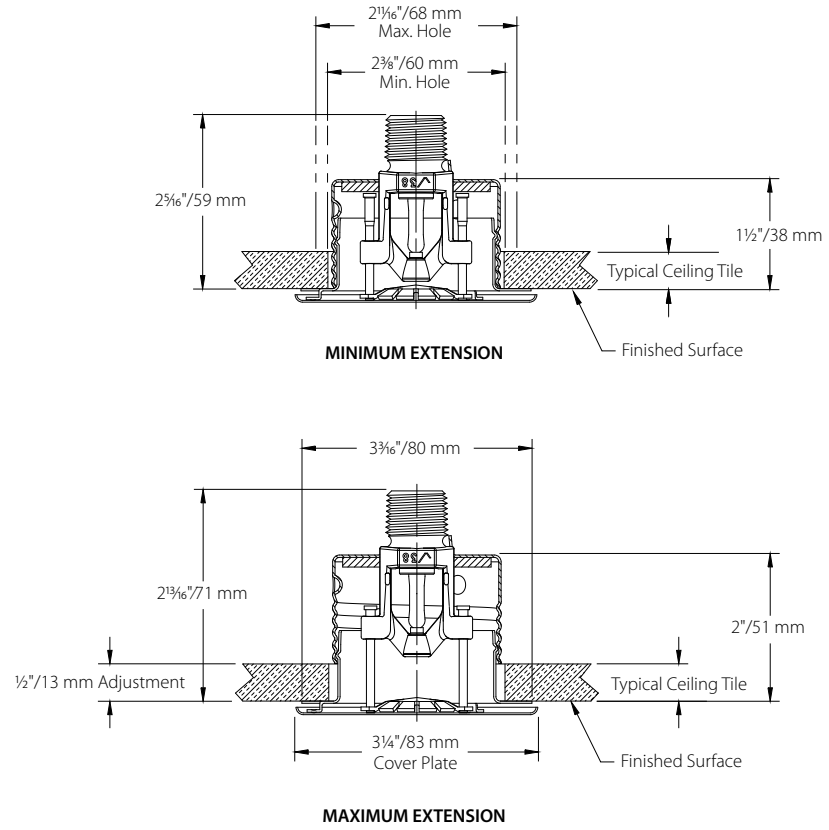
V38, K5.6

Adjustable Concealed Standard Spray Pendent Standard and Quick Response

V3801 STANDARD RESPONSE
V3802 QUICK RESPONSE

DIMENSIONS

Models V3801, V3802 (drawings not to scale)



AVAILABLE WRENCHES

| Sprinkler Type | Recessed |
|----------------------------------|----------------|
| Concealed Pendent – V3801, V3802 | V38-4 or V38-5 |

V38, K5.6

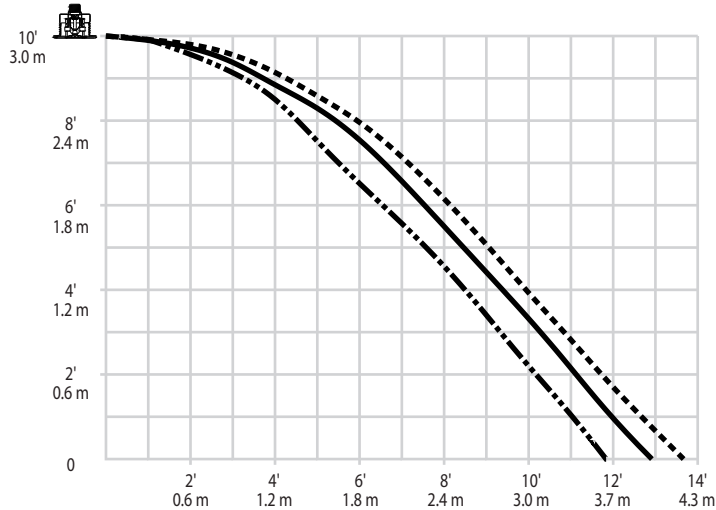
Adjustable Concealed Standard Spray Pendent Standard and Quick Response

V3801 STANDARD RESPONSE
V3802 QUICK RESPONSE

DISTRIBUTION PATTERNS

Models V3801, V3802

K5.6 standard concealed pendent distribution patterns – trajectory



NOTES:

- 1 Data shown is approximate and can vary due to differences in installation.
- 2 These graphs illustrate approximate trajectories, floor-wetting, and wall-wetting patterns for these specific Victaulic FireLock automatic sprinklers. They are provided as information for guidance in avoiding obstructions to sprinklers and should not be used as minimum sprinkler spacing rules for installation. Refer to the appropriate NFPA National Fire Code or the authority having jurisdiction for specific information regarding obstructions, spacing limitations and area of coverage requirements. Failure to follow these guidelines could adversely affect the performance of the sprinkler and will void all Listings, Approvals and Warranties.
- 3 All patterns are symmetrical to the centerline of the waterway.

WARRANTY

Refer to the Warranty section of the current Price List or contact Victaulic for details.

NOTE

This product shall be manufactured by Victaulic or to Victaulic specifications. All products to be installed in accordance with current Victaulic installation/assembly instructions. Victaulic reserves the right to change product specifications, designs and standard equipment without notice and without incurring obligations.

For complete contact information, visit www.victaulic.com

40.50 2558 REV N UPDATED 06/2013

VICTAULIC IS A REGISTERED TRADEMARK OF VICTAULIC COMPANY. © 2013 VICTAULIC COMPANY. ALL RIGHTS RESERVED.

