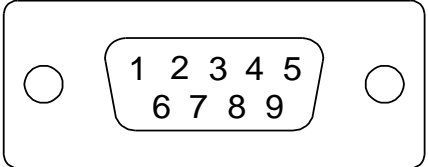
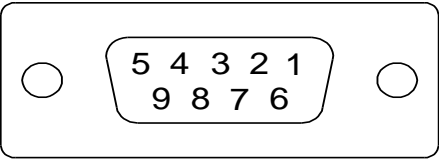


MT8100iE / MT8101iE / MT8102iE / MT8103iE Comparisons

Model		MT8100iE	MT8101iE	MT8102iE	MT8103iE
Hardware	Processor	32 bits RISC Cortex-A8 600MHz		32 bits RISC Cortex-A8 600MHz	
	Resolution	800 x 480		1024 x 600	
	Brightness (cd/m2)	300		350	
	Backlight life time	>30,000 hrs.		>50,000 hrs.	
	Colors	262K		16.7M	
	RAM (MB)	128 MB		128 MB	
	Storage (MB)	128 MB		128 MB	
	Panel Cutout (mm)	260 x 202mm		260 x 202mm	
	Thickness	40 mm		36.4 mm	
	Weight	1.3 kg		1 kg	
	USB Host	USB 2.0 x 1		USB 2.0 x 1	
	USB Client	N/A		N/A	
	Wi-Fi module	N/A		N/A	Yes
	Ethernet	10/100 Base-T x 1		10/100 Base-T x 1	
	COM Port	COM1: RS-232 / RS-485 2W/4W COM3: RS-485 2W	COM1: RS-232 COM2: RS-485 2W/4W COM3: RS-485 2W	Con.A: COM2: RS-485 2W/4W COM3: RS-485 2W Con.B COM1:RS-232 COM3: RS-232	
PCB Coating	Yes		Yes		

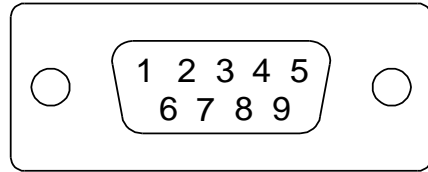
	Power Isolation	Yes		Yes	
	Isolated RS-485	Yes	N/A	N/A	
Certificate	CE	CE marked		CE marked	
	UL	cULus Listed	N/A	N/A	N/A
Software		EasyBuilder Pro		EasyBuilder Pro	

MT8100iE/MT8101iE/MT8102iE/MT8103iE COM Port Pin-out Comparisons

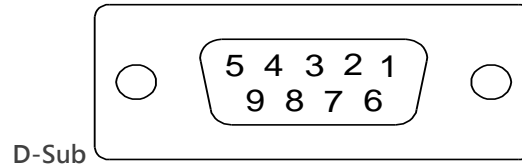
MT8100iE						
COM1 [RS232] 9 Pin, Male, D-Sub		COM2/COM3 [RS485] 9 Pin, Female, D-Sub				
						
PIN#	COM1[RS232]	PIN#	COM1[RS485]2W	COM1[RS485]4W	COM3[RS485]2W	
1		1	Data-	Rx-		
2	RxD	2	Data+	Rx+		
3	TxD	3		Tx-		
4		4		Tx+		
5	GND	5	GND			
6		6				
7	RTS	7			Data-	
8	CTS	8			Data+	
9		9			GND(COM3)	

MT8100iE

COM1 [RS232] 9 Pin, Male,
D-Sub



COM2/COM3 [RS485] 9 Pin, Female,

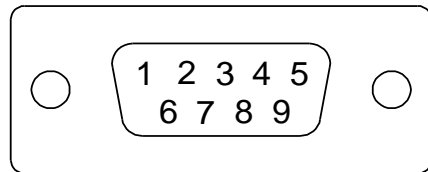


PIN#	COM1[RS232]
1	
2	RxD
3	TxD
4	
5	GND
6	
7	RTS
8	CTS
9	

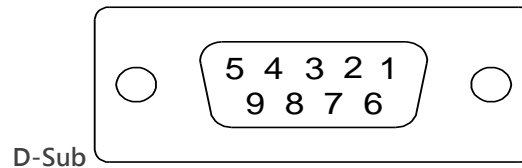
PIN#	COM1[RS485]2W	COM1[RS485]4W	COM3[RS485]2W
1	Data-	Rx-	
2	Data+	Rx+	
3		Tx-	
4		Tx+	
5	GND		
6			
7			Data-
8			Data+
9			GND(COM3)

MT8101iE

COM1 [RS232] 9 Pin, Male,
D-Sub



COM2/COM3 [RS485] 9 Pin, Female,

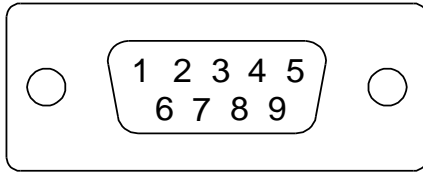


PIN#	COM1[RS232]
1	
2	RxD
3	TxD
4	
5	GND
6	
7	RTS
8	CTS
9	

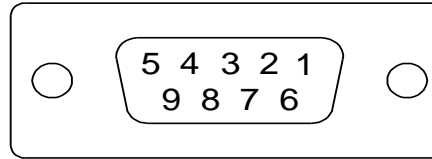
PIN#	COM2[RS485]2W	COM2[RS485]4W	COM3[RS485]2W
1	Data-	Rx-	
2	Data+	Rx+	
3		Tx-	
4		Tx+	
5	GND		
6			Data-
7			
8			
9			Data+

MT8102iE / MT8103iE

Con.B: COM1/COM3 [RS232] 9pin, Male, D-Sub



Con.A: COM2/COM3 [RS485] 9 Pin, Female, D-Sub



PIN#	COM1[RS232]	COM3[RS232]
1		
2	RxD	
3	TxD	
4		
5	GND	
6		
7	RTS	TxD
8	CTS	RxD
9	GND	

PIN#	COM2[RS485]2W	COM2[RS485]4W	COM3[RS485]2W
		W	W
1	Data-	Rx-	
2	Data+	Rx+	
3		Tx-	
4		Tx+	
5	GND		
6			Data-
7			
8			
9			Data+

Remarks:

MT8102iE/MT8103iE' s COM3 can either use RS-485 or RS-232. However, only Tx & Rx (no RTS/CTS) may be used for COM1 RS232 when COM3 RS-232 is also used.