

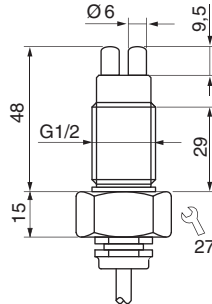
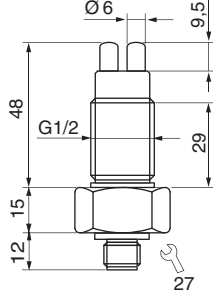
## Probe • Screw-in mounting

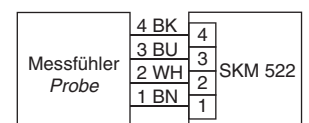
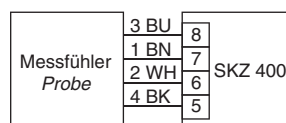
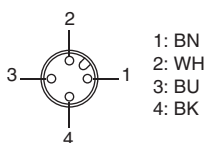
Series **LTZ 400**

**G1/2 thread**

**Stainless steel**



Design	G1/2	G1/2
<b>Dimensions</b>		
Detection range [m/s]	0.5...30	0.5...30
Sensor length [mm]	48	48
ID-No.	<b>P11100</b>	<b>P11101</b>
Type	LTZ 421 K-A2	LTZ 421 S-A2
Medium temperature [°C]	-20...+80	
Temperature gradient [K/min]	20	
Start-up time typ. [s]	10...90	
Reaction time typ. [s]	2...30	
Switching-off time [s]	5...30	
Compressive strength [bar]	30	
Sensor material	AISI 303 • different materials on request	
Protection [EN 60529]	IP 68	IP 67
Connection	2 m PVC-cable 4x0.25 mm <sup>2</sup>	M12 connector



Amplifiers required: SKZ..., SKM..., page 1.71 - 1.75

Accessories

connecting cable type SLG 4-2, SLG 4-5, SLW 4-2, SLW 4-5, see page 1.99