

MODEL **AXITUB 4-500T 30 CL**

**PRODUCT DESCRIPTION**

Tubular cased axial fan, NOVOVENT brand JET PIROS series, model AXITUB 4-500T 30.

Aluminium impellers, fitted with M.N.S. And S.N.C. Galvanized metal sheet frame. With inspection door on long cased units. Standard airflow: Motor to impeller.

Three phase motor IP55, electrical isolation class F.



Installation type CIRCULAR DUCT FAN

Specifications

STANDARD APPLICATION

**PRODUCT TECHNICAL DETAILS**

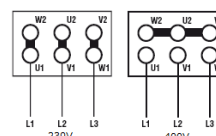
Max Airflow	4.439,81 m3/h
Max St Pressure	241,94 Pa
Diameter	500 mm
Hub	170,00
Hub ratio	0,304
Pitch angle	30 °
Blade number	10
Ballancing	Q2.5 DYNAMICALLY
Impeller material	.
Casing material	DX51D-Z

**D125/2009 ECODESIGN VALUES, ACCORDING TO D327/2011, AT IT'S MAXIMUM EFFICIENCY POINT**

Airflow	0,82 m3/s
Pressure	120,26 Pa
Electrical Power	271,56 W
$\eta$ fan	36,13 %
$\eta$ TARGET 2015	30,10 %
N'	44,01
N	40,00
C.M.	A
C.E.	STATIC
S.R.	1,00
V.S.D.	NO

**MOTOR TECHNICAL INFORMATION**

Mechanical Power	0,25 kW
Voltage	230/400V/~III/50Hz
Rated voltage	230/400 V
Pole	4
Rated speed	1430 rpm
Rated current	0,65/0,719 A
Rated torque	1,76 Nm
Breakdown torque	3,86 Nm
Locked rotor torque	3,69 Nm
Locked/nom. current	4,00 A
L/R amperes	0 A
No load current	0 A
Design	N
Insulation class	F
Service factor	1,00
Duty cycle	S1
Max ambient temp	45,00 °C
Max altitude	1.000,00 m
Motor size	71
Motor shaft	14 mm
Efficiency	77,40 %
High Efficiency - IE2	

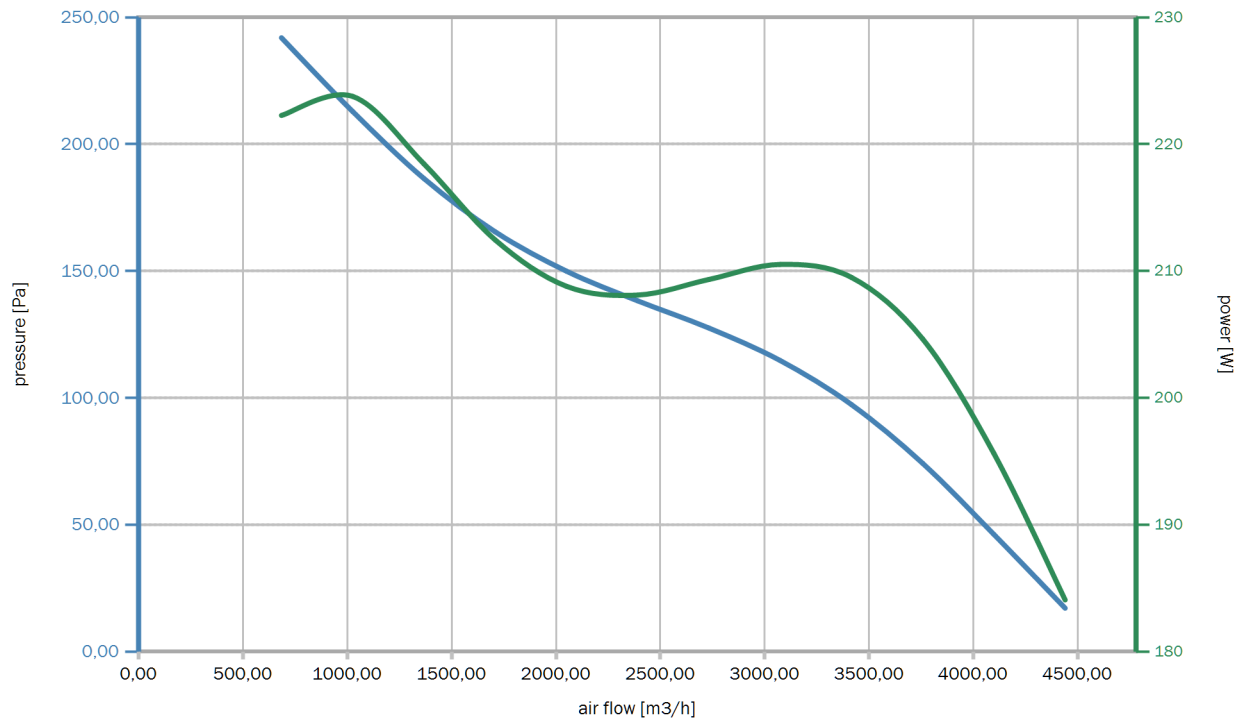


**PRODUCT CHART**

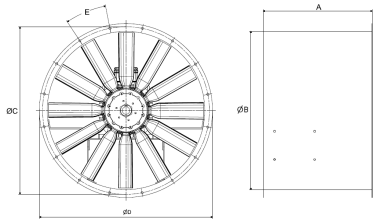
Air density 1.2046 kg/m3

NOVOVENT reserves the right of change any design (including drawings, materials and specifications) and is the sole owner of the software development, not accepting mistakes that could happen because of a faulty installation or based on a non updated version of software. Information given on this data sheet is for this specific fan being highly recommended to refer and follow the project requirements and instructions. This data sheet has been printed on 03/05/2017 using software version 2017. Sound data are given under laboratory conditions and may differ from operation and mounting conditions. Use this sound data as a reference only. Drawings are for dimensional purposes only. Start currents are DOL for motors power below 4kW and above are Star Delta.

airflow vs static pressure

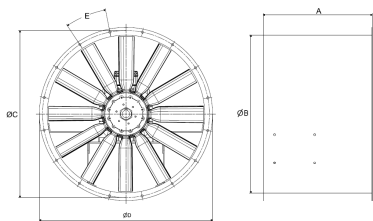


PRODUCT DIMENSIONS



A	B	C	D	E
400	510	552	588	13x30
F	G	H	I	J
0	0	0	0	0
K	L	M	N	
0	0	0	0	

PRODUCT DIMENSIONS



A	B	C	D	E
225	510	552	588	13x30
F	G	H	I	J
420	0	0	0	0
K	L	M	N	
0	0	0	0	

NOVOVENT reserves the right of change any design (including drawings, materials and specifications) and is the sole owner of the software development, not accepting mistakes that could happen because of a faulty installation or based on a non updated version of software. Information given on this data sheet is for this specific fan being highly recommended to refer and follow the project requirements and instructions. This data sheet has been printed on 03/05/2017 using software version 2017. Sound data are given under laboratory conditions and may differ from operation and mounting conditions. Use this sound data as a reference only. Drawings are for dimensional purposes only. Start currents are DOL for motors power below 4kW and above are Star Delta.