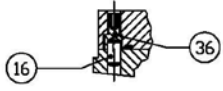




CROSS SECTION I-I CROSS SECTION II-II



SPARE PARTS KIT METER	No.	DRAWING No.	ITEM No.			
			5	8	11	13
2 YEARS SPARES VITON O-RINGS + VANES	0390-1121	0801-1335	1x	2x	2x	1x
2 YEARS SPARES V/PFA O-RINGS + VANES	0390-1131	0801-1351	1x	2x	2x	1x
EXTENDED SPARES VITON O-RINGS STANDARD	0390-1324	0801-1379	1x	2x	2x	4x
EXTENDED SPARES VITON O-RINGS HIGH TEMP	0390-1325	0801-1380	1x	2x	2x	4x
EXTENDED SPARES V/PFA O-RINGS STANDARD	0390-1326	0801-1381	1x	2x	2x	4x
EXTENDED SPARES V/PFA O-RINGS HIGH TEMP	0390-1327	0801-1382	1x	2x	2x	4x
ONLY VITON O-RINGS	0390-1206	0801-1361	1x	2x	---	---

PARTSLIST	B5025C	B5040C
DIMENSIONAL DRAWING METER WITH	0801-2346	0801-2347
N-COUNTER	0801-3117	0801-3118
ELECTRONIC COUNTER	0801-3130	0801-3131
INDUCTIVE/INCREMENTAL PULSE	0801-3133	0801-3134
TRANSMITTER BOX		

<p>VAF</p> <p>INSTRUMENTS</p> <p>ASSEMBLY DRAWING</p> <p>VANEMETER</p> <p>B5025C / B5040C</p>		DATE	18-09-2010
		DRAWN	I AF
		CHECKED	JK
		MATERIAL	---
<p>0801-2335</p> <p>PART OF</p>		DATE	---
		REV	---



ITEM No.	PART NUMBER	QTY	PART NAME	MATERIAL
1	0417-0005	1	NUT, RING, M36x1.5 x ID 22.8 x 6 mm	AISI 316
2		1	ASSY, MAGNET	
	0313-0004		STANDARD, DD 20.9 x 15 mm	AISI 316/FERROXDURE
	0313-0031		CLOSED, DD 20.9 x 10 mm	AISI 316
3	0409-0026	1	CAP, MAGNET, DD 22.6/34 x 21 mm	AISI 316
4	0733-0630	6	SCREW, HEX. HEAD, M6 x 30 mm, DIN 933	STEEL 8.8
4A	0718-0600	6	SPRING WASHER M6, DIN 127	SPRING STEEL
5		1	O-RING, ID 25.07 x ϕ 2.62 mm	
	0630-3120			VITON
	0630-4120			VITON/PFA
	0630-9120			KALREZ
6	0402-0651	1	COVER, FRONT, ϕ 135 x 22.5 mm	DUCTILE IRON
7		1	HOUSING, INCLUDING ITEM No. 16	DUCTILE IRON
	0401-0559		FLANGE, DIN PN6	
	0401-0057		FLANGE, DIN PN10/16/25/40	
	0401-0390		FLANGE, ANSI CLASS 150RF	
	0401-0391		FLANGE, ANSI CLASS 300RF	
	0401-0432		FLANGE, JIS 5K	
	0401-0392		FLANGE, JIS 10/16/20K	
8		2	O-RING,	
	0630-3155		ID 101.27 x ϕ 2.62 mm	VITON
	0630-4902		ID 104.30 x ϕ 2.62 mm	VITON/PFA
	0630-9155		ID 101.27 x ϕ 2.62 mm	KALREZ
9	0402-0652	1	COVER, BACK, ϕ 135 x 18 mm	DUCTILE IRON
10	0733-0630	6	SCREW, HEX. HEAD, M6 x 30 mm, DIN 933	STEEL 8.8
10A	0718-0600	6	SPRING WASHER M6, DIN 127	SPRING STEEL
11		2	BEARING, BALL, DD 30 x ID 10 x 9 mm	
	0601-7010		HIGH TEMP	STEEL
	2601-6200		STANDARD WITH 2 GUARD PLATES	STEEL
	1601-6200		STAINLESS STEEL	STAINLESS STEEL
12		1	ROTOR, DD 73/10 x 64/84 mm	DUCTILE IRON
	0403-0138		STANDARD	
	0403-0001		OVERSIZED	
13		4	VANE, 64 x 24 x 8 mm	CARBON
	0405-0029		STANDARD	
	0405-0041		OVERSIZED	
14	0404-0126	2	ROD, VANE ϕ 5 x 35 mm	AISI 316, HRD.
16	0705-0612	4	PIN, DOWEL, ϕ 6m6 x 12 mm, DIN 6325	STEEL, HRD.
17		1	SHAFT, MAGNET, DD 10 / M5x0.5 L=33.5 mm	STEEL
	0404-0412		FLOW DIRECTION LEFT TO RIGHT	
	0404-0413		FLOW DIRECTION RIGHT TO LEFT	
36	0436-0112	2	PIN, ECCENTRIC DD 8/5.3 x 17 mm	AISI 316

ASSEMBLY DRAWING 0801-2335

		VAF		DATE : 19-09-2013		
				DRAWN : AR		
		INSTRUMENTS		CHECKED : <i>AR</i>		
				MATERIAL : DUCTILE IRON		
		PARTS LIST METER B5025C DN25 PN25		SEMI MAT. : -		
				0801-2346		
				PART OF		
				REV		
No.	DESCRIPTION	DATE	PAR			

THIS CONFIDENTIAL DOCUMENT IS THE SOLE PROPERTY OF VAF INSTRUMENTS
IT MUST NOT BE REPRODUCED IN ANY MATERIAL FORM OR ITS CONTENTS
DISCLOSED TO A THIRD PARTY WITHOUT PRIOR WRITTEN AUTHORIZATION.