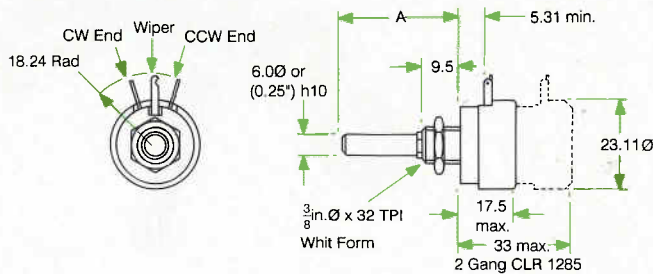
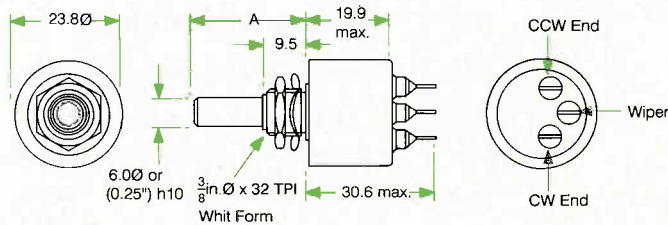


Dimensions mm

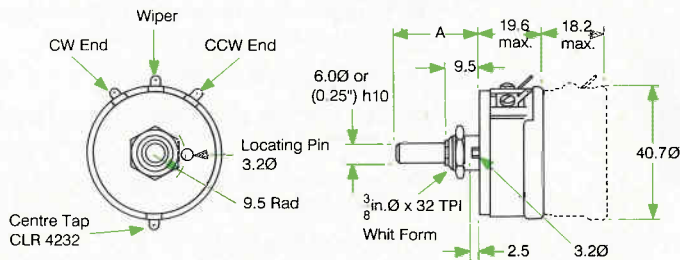
CLR1200



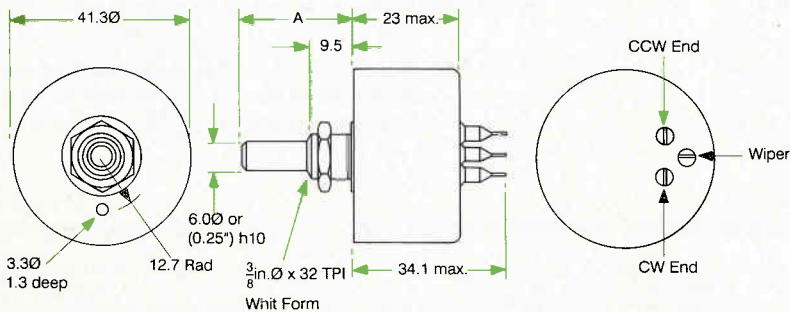
CLR1500



CLR4200



CLR 4500



Mechanical Specification

Total Mechanical Rotation

290° ± 10°
CLR 1200/4200 versions with 360° mechanical rotation also available; wiper goes o.c. for approximately 45° of rotation between end terminations.

Starting Torque

7 to 70mNm (7 to 35mNm:CLR 1200)

End Stop Torque

800mNm (CLR 1200/1500)
1100mNm (CLR 4200/4500)

Rotational Life

25,000 cycles: ΔR_{ac} ≤ 2%

No. of Gangs (max.)

CLR 1200 - 2
CLR 4200 - 4

Environmental Specification

Environmental Category

40/070/21 (CLR 1200/4200)
40/070/56 (CLR 1500/4500)

Vibration

10 to 500Hz; 10g; ΔR_{ac} ≤ 1%

Bump

4000 bumps; 390m/s², 40g; ΔR_{ac} ≤ 1%

Load Life

1000h at rated dissipation; ΔR_{ac} ≤ 2%

Standard Spindle Lengths (Dimension 'A')

For single section units. Multi-section units available with style 22 as standard.

9S	5/8 in. long, 1/4 in. dia., slotted
11S	3/4 in. long, 1/4 in. dia., slotted
22	1 1/2 in. long, 1/4 in. dia., plain

(All lengths are from fixing face)

Standard Types Available

CLR 1206	Basic, sealed, panel mount
CLR 1216	CLR 1206, with 360° mechanical rotation
CLR 1285	Two gang, sealed, panel mount
CLR 1501	Basic, sealed, panel mount
CLR 4201	Basic, sealed, panel mount
CLR 4211	CLR 4201, with 360° mechanical rotation
CLR 4232	CLR 4201 plus centre tap
CLR 4226	Two gang, sealed, panel mount
CLR 4213	Three gang, sealed, panel mount
CLR 4246	Four gang, sealed, panel mount
CLR 4501	Basic, sealed, panel mount

Application notes: Each section of a ganged unit is allocated a letter in sequence, i.e., A, B, C, D, etc., the section nearest the panel is defined as Section A. A different part number to that indicated above will be allocated when a standard locating pin (see drawing) is specified. Locating pins in other positions are also available.

Obtainable from

Ordering Information

Specify type number, spindle code, ohmic value, tolerance and resistance law (for each section in the case of ganged units).

Colvern



Where additional variants, or extended ranges are indicated as being also available, these statements are not intended to imply that types incorporating these particular variants, or range extensions, meet all the above specified parameters. The company reserves the right to alter the specification, design or conditions of supply of any product or service, without prior notice.

Colvern Ltd.

Spring Gardens, Romford, Essex RM7 9LP, England.

Telephone: 0708 762222

Fax: 0708 762981

A TT GROUP COMPANY