



## ALIMENTAZIONI ED ELETTRONICHE SUPPLY VOLTAGES & ELECTRONICS

### Alimentazioni / Supply Voltages

<b>1</b>	5 Vcc / Vdc
<b>2</b>	10÷30 Vcc / Vdc
<b>3</b>	8÷15 Vcc / Vdc
<b>6</b>	5÷26 Vcc / Vdc
<b>7</b>	24 Vcc / Vdc (uscita / output 5 V)
<b>8</b>	18÷30 Vcc / Vdc
<b>9</b>	11÷30 Vcc / Vdc (protetto al corto circuito dei segnali d'uscita) ( <i>output signals short-circuit proof</i> )
<b>9 (EAP – E2AP)</b>	12÷30 Vcc / Vdc (protetto al corto circuito ed all'inversione totale dei collegamenti) ( <i>short-circuit &amp; total connection inversion proof</i> )

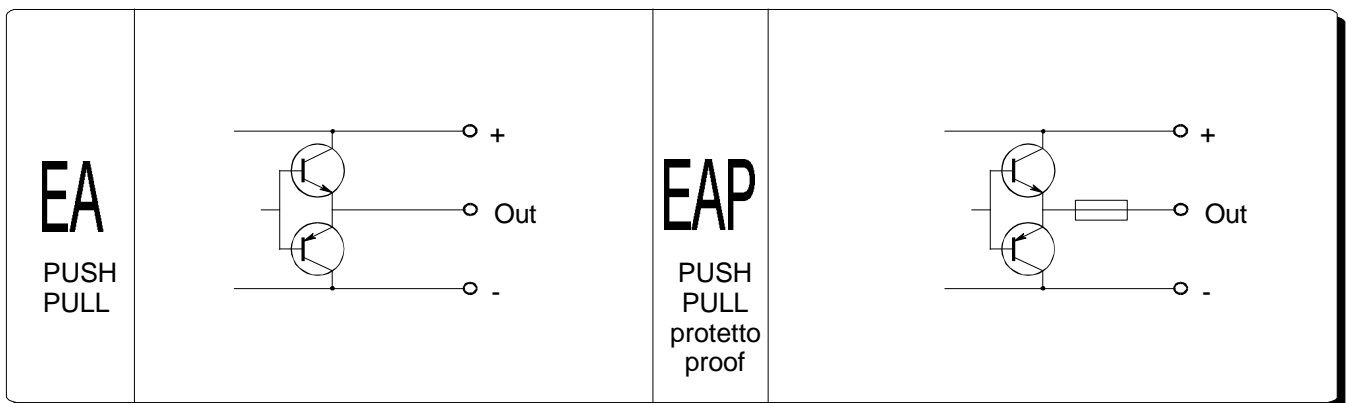
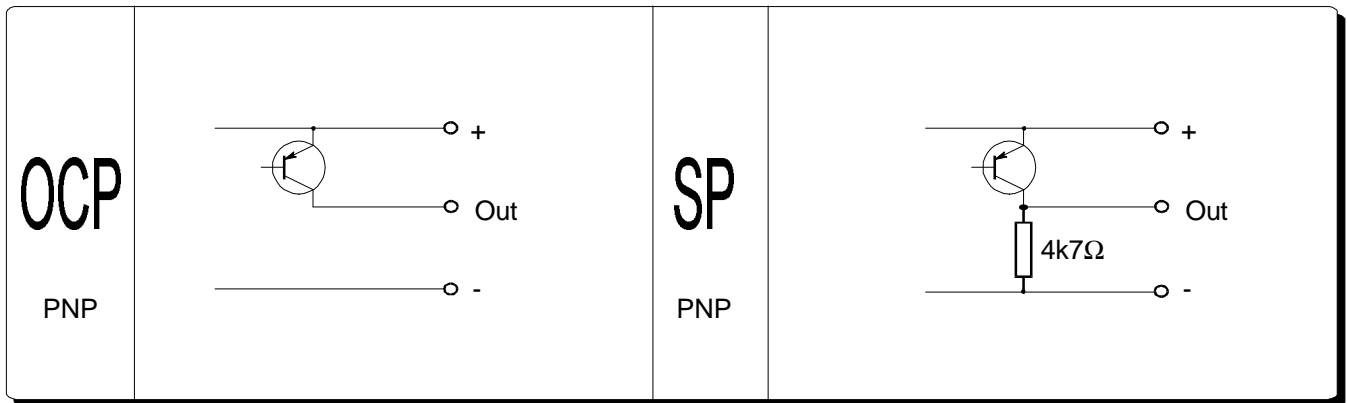
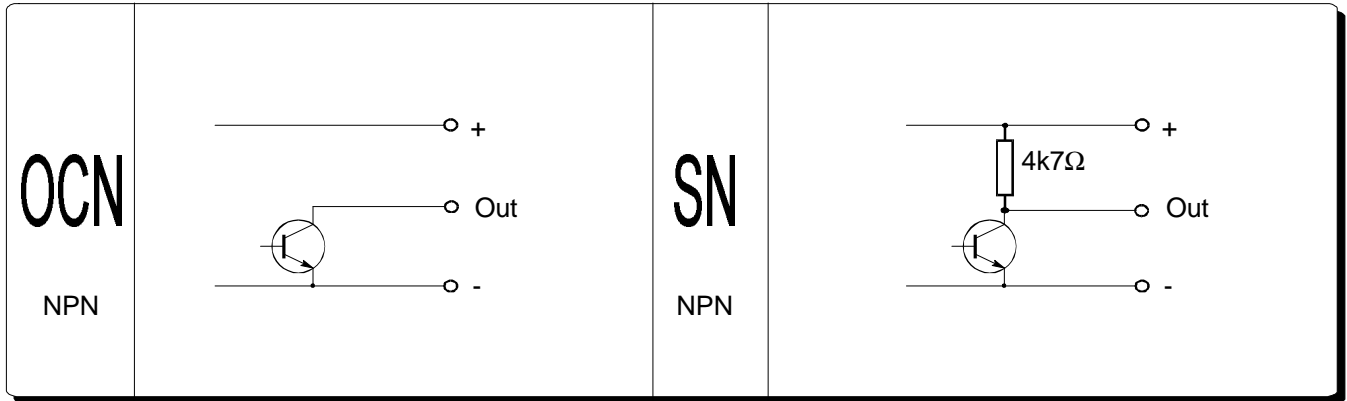
### Elettroniche / Electronics

ELETTRONICHE / ELECTRONICS		IC max	ALIMENTAZIONI POWER SUPPLY
<b>OCN</b>	open collector npn	20mA	1-2
<b>OCP</b>	open collector pnp	20mA	1-2
<b>SN</b>	nnp	20mA	1-2
<b>SP</b>	pnp	20mA	1-2
<b>EA</b>	push pull	40mA	1-2-6-9
<b>E2A</b>	push pull-line driver	40mA	1-6-9
<b>EAP</b>	push pull-protetto	100mA	9 = 12÷30 Vcc/Vdc
<b>E2AP</b>	push pull-line driver protetto / proof	100mA	9 = 12÷30 Vcc/Vdc
<b>CL</b>	line driver TTL	30mA	1-7
<b>CD</b>	line driver CMOS	20mA	1-3-7
<b>LE</b>	Uscita analogica 0-10V analog output	80mA	8
<b>LB</b>	Uscita analogica 4-20mA analog output	80mA	8



## ALIMENTAZIONI ED ELETTRONICHE SUPPLY VOLTAGES & ELECTRONICS

### Electronics: diagrammi / *Electronics: diagrams*





## ALIMENTAZIONI ED ELETTRONICHE SUPPLY VOLTAGES & ELECTRONICS

### Electroniche: diagrammi / Electronics: diagrams

