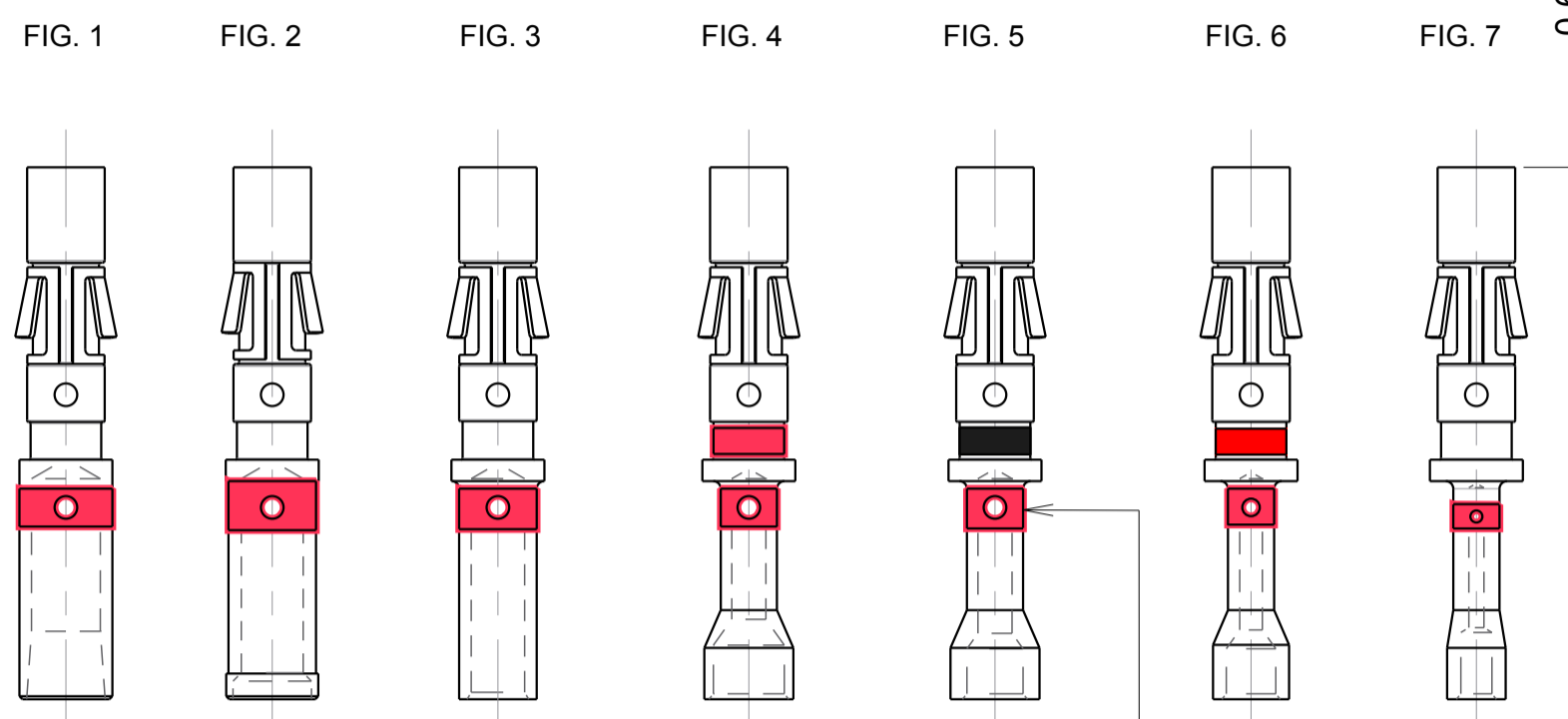


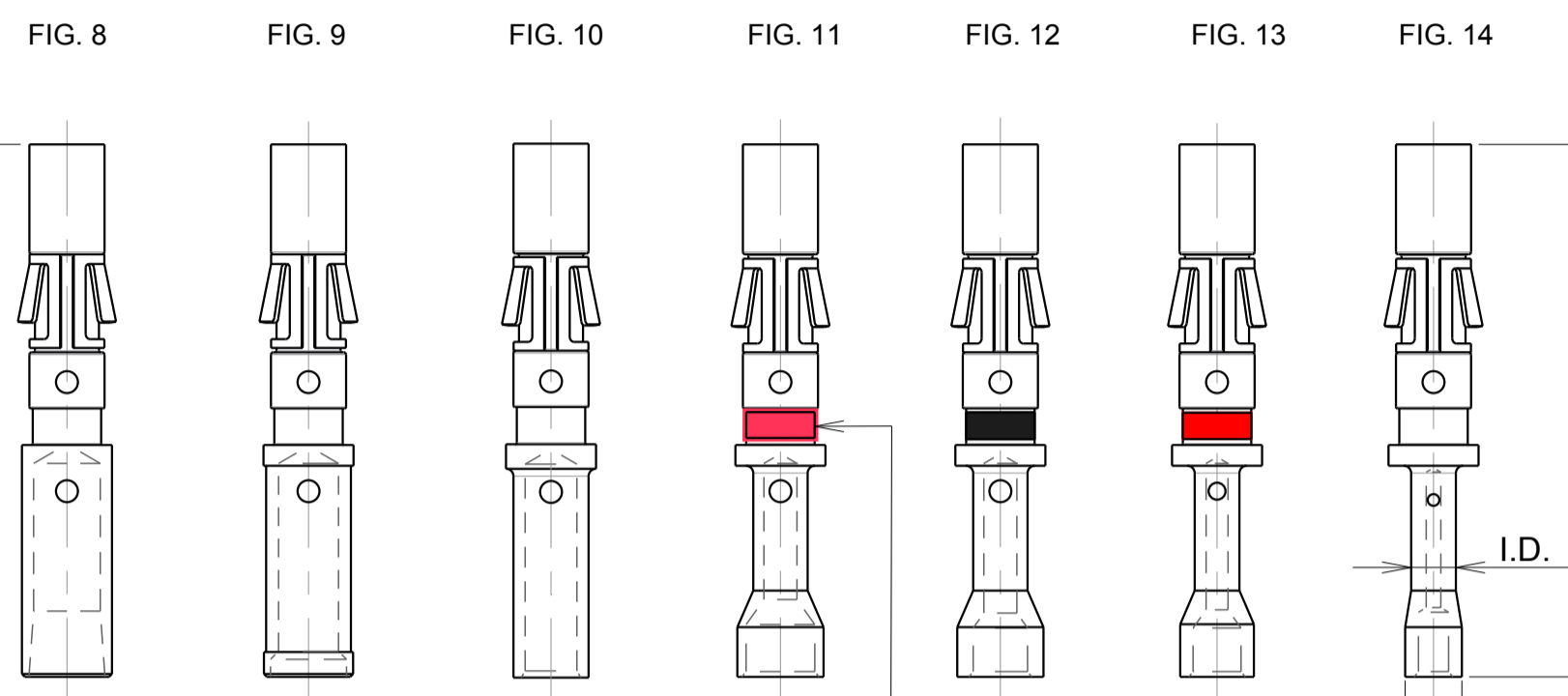
FEMALE CRIMP CONTACTS

FEMALE SHORTER CRIMP CONTACT (GE7)



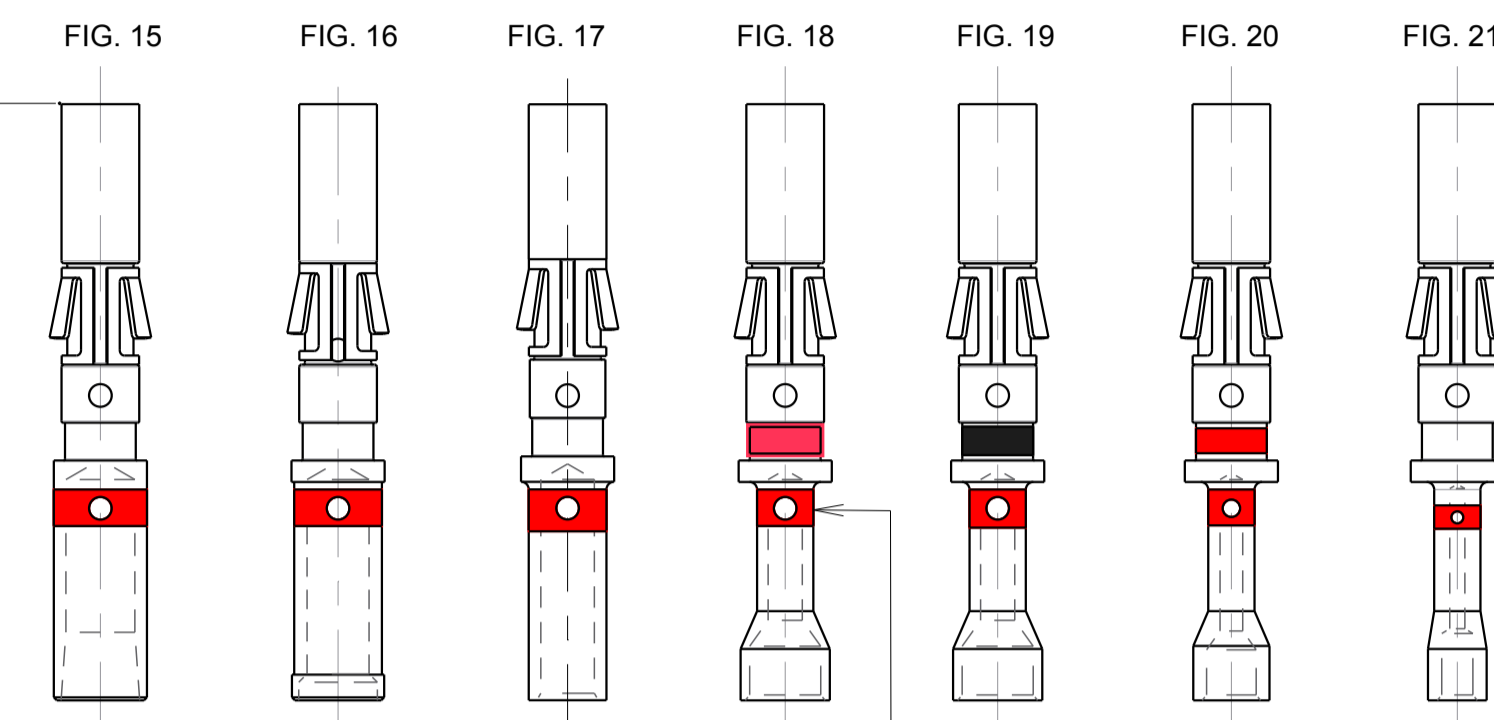
LM/FB COLOUR MARKING (SEE TABLE)
(see note3)

FEMALE CRIMP CONTACT (Standard)



AWG COLOUR MARKING (SEE TABLE)
(see note 3)

FEMALE GROUNDING CRIMP CONTACT (GE1)



FM/LB COLOUR MARKING (SEE TABLE)
(see note3)

PERFORMANCE CHARACTERISTICS :

Current rating : 13 AMP
Contact resistance : 3m Ohm
Operating voltage : 750 V RMS
Contact retention in body : 110 N Mini.
Individual insertion force : 3,5 N Maxi
Individual withdrawal force : 0,55 N Mini

MATERIAL

Contact body : Brass
Retaining spring : Beryllium copper not plated
Inner contact spring : Beryllium copper
* Plating : J = Gold Flash over Nickel
K = 0,4µ Gold over Nickel
N = 0,75µ Gold over Nickel
L = 1,10µ Gold over Nickel
M = 1,75µ Gold over Nickel
T = 3 - 5µ Tin over Nickel
D70 = Gold Flash over Nickel
D28 = 0,75µ Gold over Nickel

NOTES

- Contacts suitable for : SMS QIKMATE - MSG - MB - MBG
MSM - UTO - UTS - UTG - UTP
- Packaging : RC--M-* : 50 pcs Bulk packaging
RC--M---*1000 : 1000 pcs Bulk packaging
- Marking : No colour marking for D70 and D28 protection
- Female contact accept Dia. 1,6 mm male contacts
- Specific Marking : B or G after the plating code *
RC--M--*B-
RC--M--*G-

"B" = BLACK MARKING INSTEAD OF THE STANDARD
"G" = GREEN MARKING INSTEAD OF THE STANDARD.

P/N : SEE TABLE

PART NUMBER	FIG.	COLOUR CODE SEE NOTE 3	WIRE SIZE		INSUL. DIA. MAX.	WIRE DIA. MAX	WIRE STRIP LENGTH	I.D.	O.D.	HAND CRIMP TOOLING				EXTRACTION TOOL		
			AWG	MM²						Hexagonal Crimp	8 indents Crimp					
										SHANDLES	MH860				M317	
									Tool head	Locator	Selector	Locator	Selector			
RC14M30*	8	---	16 - 14	1,5 - 2,5	3,2	2,3	7,1	3,08	---	S16RCM14	/	/	/	/	TP1142	3
RC14M30GE7*	1	--- + BLUE													UH2 - 5	3
RC14M30GE1*	15	--- + RED													TP1142	3
RC14M50*	9	---	16 - 14	1,5 - 2,5	3,2	2,05	7,1	2,9	3,05	S16RCM1450	/	/	/	/	UH2 - 5	3
RC14M50GE7*	2	--- + BLUE													TP1142	3
RC14M50GE1*	16	--- + RED													UH2 - 5	3
RC16M23*	10	---	20 - 16	0,50 - 1,50	3,2	1,80	7,1	2,55	---	S16RCM16	/	/	/	/	MH86164G	6 / 8
RC16M23GE7*	3	--- + BLUE													MH86186	
RC16M23GE1*	17	--- + RED													MH86164G	5 / 7
RC20M12*	11	BLUE	22 - 20	0,32 - 0,50	2,2	1,15	4,8	1,83	2,92	S16RCM20	/	/	/	/	MH86164G	5 / 7
RC20M12GE7*	4	BLUE + BLUE													MH86186	
RC20M12GE1*	18	BLUE + RED													MH86164G	5 / 7
RC20M13*	12	BLACK	22 - 20	0,32 - 0,50	1,8	1,15	4,8	1,83	2,92	S16RCM20	/	/	/	/	MH86164G	5 / 7
RC20M13GE7*	5	BLACK + BLUE													MH86186	
RC20M13GE1*	19	BLACK + RED													MH86164G	5 / 7
RC24M9*	13	RED	26 - 24	0,12 - 0,25	1,6	0,80	4,8	1,50	2,55	S16RCM20	/	/	/	/	MH86164G	5 / 6
RC24M9GE7*	6	RED + BLUE													MH86186	
RC24M9GE1*	20	RED + RED													MH86164G	5 / 6
RC28M1*	14	---	30 - 28	0,05 - 0,08	1,0	0,55	4,8	1,50	1,90	S16RCM20	/	/	/	/	MH86164G	4 / 6
RC28M1GE7*	7	--- + BLUE													MH86186	
RC28M1GE1*	21	--- + RED													MH86164G	4 / 6

D 13/12/2018		Cancelled the possibility of packing by 25 contacts : Part numbers RC--M--E25* deleted		---
ISS	DATE	Latest modification - by:	ROUILLARD Ch	MOD N°
Designed by:		M.BUEDS	Date : 17/04/92	CUSTOMER DRAWING
TITLE TRIM-TRIO SOCKET CRIMP CONTACT SIZE 16 RC--M--*				
Scale	4/1	General linear Tolerances: ± 0.2	NPRDS / PROJECT RC	
Esterline Communication Technology		WWW.SOURIAU.COM		This document is the property of SOURIAU It must not be reproduced or communicated without permission
FORMAT	A1	SOURIAU DRG N° BSC201448001		SHEET 1 / 1