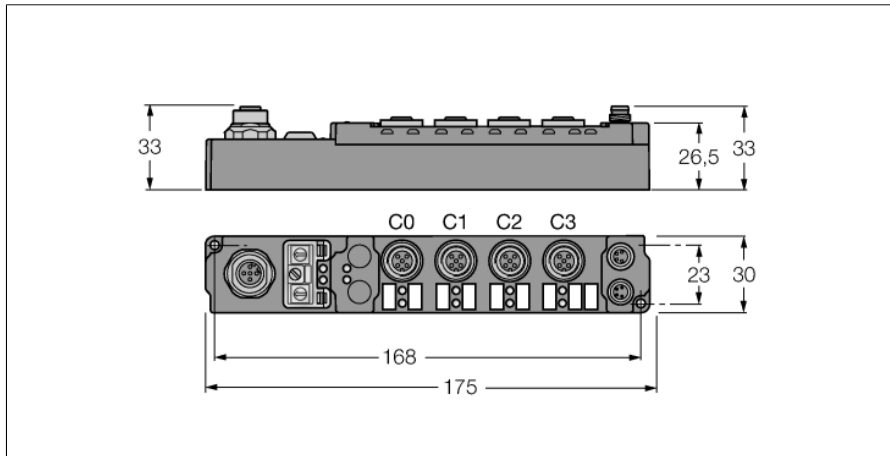
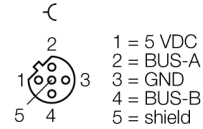


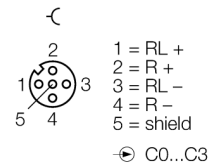
piconet® Stand-alone Module for PROFIBUS-DP
4 Analog Inputs for Pt100
SDPB-40A-0009



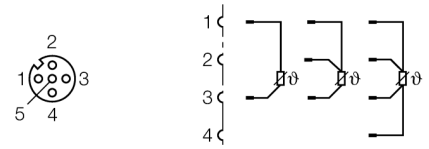
M12 × 1 Fieldbus



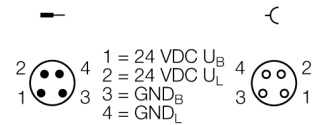
M12 × 1 Input



Connection - Inputs



M8 × 1 Power Supply



$$I_{Bmax} = I_{Lmax} = 4 \text{ A}$$

Type designation	SDPB-40A-0009
Ident-No.	6824040
Number of channels	4
Operating / load voltage	20...29 VDC
Operating current	≤ 110 mA
Fieldbus transmission rate	9.6 kbps ... 12 Mbps
Fieldbus addressing	0 to 99
Service interface	parameterisation via I/O-ASSISTANT
Electrical isolation	Fieldbus to operational voltage
Number of channels	4 analogue inputs Pt100
Electrical isolation	channels to operational voltage
Sensor type	Pt100
Temperature range	-200 to 850 °C (Pt sensors), -60 to 250 °C (Ni sensors)
Measuring current	0.1 °C
Conversion time	250 ms
Relative measuring error	< +-1.0 % of full scale
Input filter	variable
Sensor supply	from operational voltage
Dimensions (W x L x H)	30 x 175 x 26.5mm
Operating temperature	0...+55 °C
Storage temperature	-25 to 85 °C
Vibration test	as per EN 60068-2-6
Shock test	acc. to DIN EN 60068-2-27
Electromagnetic compatibility	according to EN 61000-6-2/EN 61000-6-4
Protection class	IP67
Approvals	CE, cULus

piconet® Stand-alone Module for PROFIBUS-DP
4 Analog Inputs for Pt100
SDPB-40A-0009

Data in process image

Valid for the setting "Motorola format"

SBn: Status byte channel n
 CBN: Control byte channel n
 Chn D0: channel n,
 least significant data byte
 Chn D1: channel n,
 most significant data byte

Pre-conditions	Address	Input data		Output data	
	Word	High-Byte	Low-Byte	High-Byte	Low-Byte
Compact mapping: Starting with Ch0 D1 in "Low-Byte" word 0 all other bytes follow immediately. Only the user data are mapped (greyed in the table). Complex mapping: Data are mapped with control and status byte.	0	Ch0 D1	SB0	Ch0 D1	CB0
	1	SB1	Ch0 D0	CB1	Ch0 D0
	2	Ch1 D0	Ch1 D1	Ch1 D0	Ch1 D1
	3	Ch2 D1	SB2	Ch2 D1	CB2
	4	SB3	Ch2 D0	CB3	Ch2 D0
	5	Ch3 D0	Ch3 D1	Ch3 D0	Ch3 D1